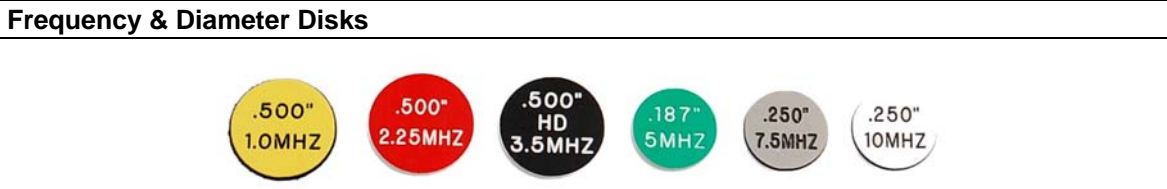


DAKOTA ULTRASONICS

Thickness Gauge Transducers & Accessories - Price List

Date: 06/01/16

Dual Transducer Reference Chart



Note: The frequency and crystal diameter are stamped and sorted according to color, as illustrated above.



Signature	Definition	Purpose
SS	Super Standard	High output transducer for increased sensitivity.
HR	High Resolution	Increased near surface resolution – thin materials (.025" steel).
CT	Coating Enabled	Works in conjunction with CMX series coating feature.
HD	Highly Damped	Increased resolution for through paint/coating measurement.
CPZT	Composite	High output PZT damped crystal – additional gain/penetration

Connector Options (Dual Element)

Potted (Integral)	Microdot	Lemo 00

Note: The Potted and Microdot versions can be either "Top" or "Side" entry configurations. The Lemo connectors are only available in 1/2" transducer configuration, due to space requirements.

Size Options (Dual Element)

3/16" Version	1/4" Version	1/2" Version

Note: Customs sizes are available upon request. Old style stainless steel ring assemblies that do not extend flush to the face of the transducer are also available for custom builds on request.

Dual Element (MX, MMX, MVX, CMX, UMX-2 Gauges Only)

1.0 MHz Dual Element Transducers					
Materials used: *Cast iron, * Plastics (polypropylene, polyethylene, etc.), *Fiberglass.					
Diameter	Part #	Comments	Connector	Entry	Price \$
1/2"	T-004-0000		Potted	Top	275.00
1/2"	T-104-0000		Potted	Side	275.00
1/2"	T-204-0001		Microdot	Top	345.00
1/2"	T-304-0001		Microdot	Side	345.00
1/2"	T-104-0600	Composite	Potted	Side	320.00
1/2"	T-904-0009	High Wear-Armour Cable	Lemo	Side	380.00
Diameter	Range (Steel)	Wearface Diameter	Crystal Diameter		
1/2"	.150" to 2.0"	5/8"	1/2"		
Note: Additional High Damped & PZT versions are available in the above configurations for an additional charge. These items are custom builds only.					

2.25 MHz Dual Element Transducers					
Materials used: *Cast iron, * Plastics (polypropylene, polyethylene, etc.), Thin Fiberglass.					
Diameter	Part #	Comments	Connector	Entry	Price \$
1/4"	T-002-1000		Potted	Top	265.00
1/4"	T-102-1000		Potted	Side	265.00
1/4"	T-202-1001		Microdot	Top	320.00
1/4"	T-302-1001		Microdot	Side	320.00
1/4"	T-042-1000	Hi Temp - 650F	Potted	Top	320.00
1/4"	T-242-1001	Hi Temp - 650F	Microdot	Top	370.00
1/2"	T-004-1000		Potted	Top	275.00
1/2"	T-104-1000		Potted	Side	275.00
1/2"	T-204-1001		Microdot	Top	345.00
1/2"	T-304-1001		Microdot	Side	345.00
1/2"	T-044-1000	Hi Temp - 650F	Potted	Top	345.00
1/2"	T-244-1001	Hi Temp - 650F	Microdot	Top	370.00
1/2"	T-104-1600	Composite	Potted	Side	320.00
1/2"	T-904-1009	High Wear-Armor Cable	Lemo	Side	380.00
Diameter	Range (Steel)	Wearface Diameter	Crystal Diameter		
1/4"	.060" to 4.0"	3/8"	1/4"		
1/2"	.060" to 5.0"	5/8"	1/2"		
Note: Additional High Damped & PZT versions are available in the above configurations for an additional charge. These items are custom builds only.					

3.5 MHz Dual Element Transducers					
Materials used: *Thru Coating multiple echo, *Cast iron, * Plastics (polypropylene, polyethylene, etc.), Thin Fiberglass.					
Diameter	Part #	Comments	Connector	Entry	Price \$
1/2"	T-104-9700	HD - Hi Damped	Potted	Side	320.00
1/2"	T-104-9900	CT - Coating Thickness	Potted	Side	320.00
1/2"	T-174-9700	HD-UMX	Potted	Top	500.00

DAKOTA ULTRASONICS

1500 Green Hills Road, #107 Scotts Valley, CA 95066

Phone: (831) 431-9722 Fax: (831) 431-9723 www.dakotaultrasonics.com

Prices subject to change without notice: please call for an updated price list.

		UNDERWATER			
1/2"	T-074-9906	UMX-2 UNDERWATER	Potted	Top	550.00
1/2"	T-904-9709	Armor Cable–Hi Damped	Lemo	Side	420.00
Diameter	Mode	Range (Steel)	Wearface Diameter	Crystal Diameter	
1/2"	P-E Hi Damped	.100" to 4.0"	5/8"	1/2"	
1/2"	E-E (MMX) Hi Damped	.125" to 4.0" Up to .075" of Coating	5/8"	1/2"	
1/2"	E-E (MVX) Hi Damped	Adjustable-Large Range	5/8"	1/2"	
Note: Additional style configurations for cable entry and connectors available upon request as custom builds only.					

5.0 MHz Dual Element Transducers (**Included with gauge unless specified otherwise)					
Materials used: *Steels, *Glass, *Thin plastics					
Diameter	Part #	Comments	Connector	Entry	Price \$
3/16"	T-001-2000		Potted	Top	265.00
3/16"	T-101-2000		Potted	Side	265.00
3/16"	T-101-2700	HD (Hi Damped)	Potted	Side	305.00
3/16"	T-101-2900	CT - Coating Thickness	Potted	Side	305.00
3/16"	T-301-2001		Microdot	Side	320.00
1/4"	T-002-2000		Potted	Top	265.00
1/4"	T-002-2700	HD (Hi Damped)	Potted	Top	305.00
1/4"	T-102-2000	**	Potted	Side	265.00
1/4"	T-102-2700	HD (Hi Damped)	Potted	Side	305.00
1/4"	T-102-2900	CT - Coating Thickness	Potted	Side	305.00
1/4"	T-202-2001		Microdot	Top	320.00
1/4"	T-302-2001		Microdot	Side	320.00
1/4"	T-302-2701	HD (Hi Damped)	Microdot	Side	345.00
1/4"	T-302-2901	CT - Coating Thickness	Microdot	Side	345.00
1/4"	T-042-2000	Hi Temp - 650F	Potted	Top	320.00
1/4"	T-042-2700	Hi Damp Hi Temp - 650F	Potted	Top	360.00
1/4"	T-212-2001	Hi Temp - 900F	Microdot	Top	405.00
1/4"	T-242-2001	Hi Temp - 650F	Microdot	Top	370.00
1/2"	T-004-2000		Potted	Top	275.00
1/2"	T-104-2000		Potted	Side	275.00
1/2"	T-104-2700	HD (Hi Damped)	Potted	Side	320.00
1/2"	T-104-2900	CT - Coating Thickness	Potted	Side	320.00
1/2"	T-204-2001		Microdot	Top	345.00
1/2"	T-304-2001		Microdot	Side	345.00
1/2"	T-304-2901	CT - Coating Thickness	Microdot	Side	360.00
1/2"	T-044-2000	Hi Temp - 650F	Potted	Top	345.00
1/2"	T-214-2001	Hi Temp - 900F	Microdot	Top	430.00
1/2"	T-244-2001	Hi Temp - 650F	Microdot	Top	370.00
1/2"	T-044-2700	Hi Damp Hi Temp - 650F	Potted	Top	380.00
1/2"	T-904-2009	High Wear-Armour Cable	Lemo	Side	380.00
1/2"	T-174-2006	UMX Underwater	Potted	Top	500.00
1/2"	T-074-2906	UMX-2 Underwater	Potted	Top	550.00
1/2"	T-074-2006	Underwater - 50 feet	Potted	Top	575.00

DAKOTA ULTRASONICS

1500 Green Hills Road, #107 Scotts Valley, CA 95066

Phone: (831) 431-9722 Fax: (831) 431-9723 www.dakotaultrasonics.com

Prices subject to change without notice: please call for an updated price list.

Diameter	Mode	Range (Steel)	Wearface Diameter	Crystal Diameter
3/16"	P-E	.040" to 2.0"	1/4"	3/16"
1/4"	P-E	.040" to 6.0"	3/8"	1/4"
1/4"	E-E (MMX) Hi Damped	.100" to 1.0" Up to .040" of Coating	3/8"	1/4"
1/4"	E-E (MVX) Hi Damped	Adjustable - Large Range	3/8"	1/4"
1/4"	P-E Super Std	.040" to 12.0"	3/8"	1/4"
1/4"	E-E (MMX) Super Std	.200" to 1.0"	3/8"	1/4"
1/4"	E-E (MVX) Super Std	Adjustable - Large Range	3/8"	1/4"
1/2"	P-E	.050" to 20.0"	5/8"	1/2"
1/2"	P-E (MVX) Hi Damped	Adjustable - Large Range	5/8"	1/2"

Note: Additional High Damped & PZT versions are available in the above configurations for an additional charge. These items are custom builds only.

7.5 MHz Dual Element Transducers

Materials Used: *Steels, *Aluminum, *Glass, *Thin Plastics

Diameter	Part #	Comments	Connector	Entry	Price \$
3/16"	T-001-3000		Potted	Top	265.00
3/16"	T-101-3000		Potted	Side	265.00
3/16"	T-101-3900	CT - Coating Thickness	Potted	Side	305.00
1/4"	T-002-3200	Exxon Specification	Potted	Top	275.00
1/4"	T-102-3200	Exxon Specification	Potted	Side	275.00
1/4"	T-202-3201	Exxon Specification	Microdot	Top	345.00
1/4"	T-302-3201	Exxon Specification	Microdot	Side	345.00
1/4"	T-002-3300	Extra Resolution	Potted	Top	300.00
1/4"	T-102-3300	Extra Resolution	Potted	Side	300.00
1/4"	T-102-3700	Hi Damped	Potted	Side	305.00
1/4"	T-102-3900	CT - Coating Thickness	Potted	Side	305.00
1/4"	T-202-3301	Extra Resolution	Microdot	Top	370.00
1/4"	T-302-3301	Extra Resolution	Microdot	Side	370.00

Diameter	Mode	Range (Steel)	Wearface Diameter	Crystal Diameter
3/16"	P-E	.040" to 2.0"	1/4"	3/16"
1/4"	P-E Exxon	.040" to 6.0"	3/8"	1/4"
1/4"	P-E Extra Res	.025" to 6.0"	3/8"	1/4"
1/4"	E-E (MMX) Hi Damped	.200" to 1.0"(steel) .100" to 1.0 (Alum)	3/8"	1/4"
1/4"	E-E (MVX) Hi Damped	Adjustable – Large Range	3/8"	1/4"

Note: Additional High Damped versions are available in the above configurations for an additional charge. These items are custom builds only.

DAKOTA ULTRASONICS


1500 Green Hills Road, #107 Scotts Valley, CA 95066

Phone: (831) 431-9722 Fax: (831) 431-9723 www.dakotaultrasonics.com

Prices subject to change without notice: please call for an updated price list.

10.0 MHz Dual Element Transducers					
Materials Used: *Aluminum, *Titanium, *Steels					
Diameter	Part #	Comments	Connector	Entry	Price \$
3/16"	T-101-4000		Potted	Side	295.00
3/16"	T-001-4000		Potted	Top	295.00
1/4"	T-002-4000		Potted	Top	295.00
1/4"	T-102-4000		Potted	Side	295.00
1/4"	T-202-4001		Microdot	Top	350.00
1/4"	T-302-4001		Microdot	Side	350.00
1/2"	T-004-4000		Potted	Top	305.00
1/2"	T-104-4000		Potted	Side	305.00
1/2"	T-204-4001		Microdot	Top	375.00
1/2"	T-304-4001		Microdot	Side	375.00
Diameter	Mode	Range (Steel)	Wearface Diameter	Crystal Diameter	
3/16"	P-E	.040" to 2.0"	1/4"	3/16"	
1/4"	P-E	.040" to 6.0"	3/8"	1/4"	
1/2"	P-E	.050" to 10.0"	5/8"	1/2"	
Note: Additional High Damped versions are available in the above configurations for an additional charge. These items are custom builds only.					

Single Element Delay-Line (PX & PVX Gauges Only)

Single Element Delay Line Transducers (**15MHz is Included with gauge unless specified otherwise)							
							
Materials Used: *Aluminum, *Titanium, *Steels, *Thin Plastics							
Diameter	MHz	Part #	Comments	Connector	Entry	Price \$	
1/4"	15	T-402-5507	**Standard	Microdot	Side	575.00	
1/4"	20	T-402-6507		Microdot	Side	575.00	
PX Series – Measurement Range							
Note: Acrylic delay tips will measure plastics if the material velocity is different from that of acrylic. If the velocities are similar, a graphite tip will need to be used. Measurement ranges in plastics will vary depending on the type of plastic measured.							
Diameter	MHz	Mode	Range (ST=Steel) (PL=Plastic)	Delay Tip Part #	Delay Tip Length	Delay Tip Diameter	Crystal Diameter
3/16"	15	E-E	.006" to .400" ST	X-532-0000	3/8"	3/16"	3/16"
3/16"	15	I-E	.060" to .750" ST	X-532-0000	3/8"	3/16"	3/16"

3/16"	15	E-E	.010" to .100" ST	X-533-0000	3/8"	3/16"	3/16"
3/16"	15	I-E	.060" to .500" ST	X-533-0000	3/8"	3/16"	3/16"
3/16"	15	PLAS	.005" to .150" PL	X-533-0000	3/8"	3/16"	3/16"
1/4"	15	E-E	.006" to .400" ST	X-241-0000	1/2"	1/4"	1/4"
1/4"	15	I-E	.060" to 1.00" ST	X-241-0000	1/2"	1/4"	1/4"
1/4"	15	I-E	.005" to .250" PL	X-241-0000	1/2"	1/4"	1/4"
1/4"	15	E-E	.010" to .100" ST	X-633-0000	3/8"	1/4"	1/4"
1/4"	15	I-E	.060" to 1.00" ST	X-633-0000	3/8"	1/4"	1/4"
1/4"	15	PLAS	.005" to .150" PL	X-633-0000	3/8"	1/4"	1/4"
3/16"	20	E-E	.006" to .400" ST	X-532-0000	3/8"	3/16"	3/16"
3/16"	20	I-E	.060" to .750" ST	X-532-0000	3/8"	3/16"	3/16"
3/16"	20	E-E	.015" to .100" ST	X-533-0000	3/8"	3/16"	3/16"
3/16"	20	I-E	.060" to .500" ST	X-533-0000	3/8"	3/16"	3/16"
3/16"	20	PLAS	.005" to .150" PL	X-533-0000	3/8"	3/16"	3/16"
1/4"	20	E-E	.006" to .400" ST	X-241-0000	1/2"	1/4"	1/4"
1/4"	20	I-E	.060" to .750" ST	X-241-0000	1/2"	1/4"	1/4"
1/4"	20	I-E	.005" to .250" PL	X-241-0000	1/2"	1/4"	1/4"
1/4"	20	E-E	.040" to .100" ST	X-633-0000	3/8"	1/4"	1/4"
1/4"	20	I-E	.060" to .500" ST	X-633-0000	3/8"	1/4"	1/4"
1/4"	20	PLAS	.005" to .150" PL	X-633-0000	3/8"	1/4"	1/4"
Note: Ranges were determined using standard 4340 steel calibration standards, and common plastic samples. These ranges may vary according to material type differences and surface conditions.							

DAKOTA ULTRASONICS
1500 Green Hills Road, #107 Scotts Valley, CA 95066
Phone: (831) 431-9722 Fax: (831) 431-9723 www.dakotaultrasonics.com
Prices subject to change without notice: please call for an updated price list.

Single Element Delay-Line (PX & PVX Gauges Only) – Continued

PVX A/B SCOPE– Measurement Range							
Note: Acrylic delay tips will measure plastics if the material velocity is different from that of acrylic. If the velocities are similar, a graphite tip will need to be used. Measurement ranges in plastics will vary depending on the type of plastic measured.							
Diameter	MHz	Mode	Range (ST=Steel) (PL=Plastic)	Delay Tip Part #	Delay Tip Length	Delay Tip Diameter	Crystal Diameter
1/8"	15	E-E	.007" to .300" ST	X-132-0000	3/8"	1/8"	1/8"
1/8"	15	I-E	.020" to .400" ST	X-132-0000	3/8"	1/8"	1/8"
1/8"	15	I-E	.005" to .100" L	X-132-0000	3/8"	1/8"	1/8"
3/16"	15	E-E	.007" to .400" ST	X-532-0000	3/8"	3/16"	3/16"
3/16"	15	I-E	.020" to .500" ST	X-532-0000	3/8"	3/16"	3/16"
3/16"	15	I-E	.010" to .200" PL	X-532-0000	3/8"	3/16"	3/16"
3/16"	15	E-E	.010" to .500" ST	X-533-0000	3/8"	3/16"	3/16"
3/16"	15	I-E	.020" to .500" ST	X-533-0000	3/8"	3/16"	3/16"
3/16"	15	I-E	.005" to .200" PL	X-533-0000	3/8"	3/16"	3/16"
1/4"	15	E-E	.006" to .500" ST	X-241-0000	1/2"	1/4"	1/4"
1/4"	15	I-E	.025" to 1.00" ST	X-241-0000	1/2"	1/4"	1/4"
1/4"	15	I-E	.005" to .150"	X-241-0000	1/2"	1/4"	1/4"
1/4"	15	E-E	.010" to .500" ST	X-633-0000	3/8"	1/4"	1/4"
1/4"	15	I-E	.020" to .500" ST	X-633-0000	3/8"	1/4"	1/4"
1/4"	15	I-E	.005" to .250" PL	X-633-0000	3/8"	1/4"	1/4"
3/16"	20	E-E	.006" to .400" ST	X-532-0000	3/8"	3/16"	3/16"
3/16"	20	I-E	.060" to .750" ST	X-532-0000	3/8"	3/16"	3/16"
3/16"	20	E-E	.015" to .100" ST	X-533-0000	3/8"	3/16"	3/16"
3/16"	20	I-E	.060" to .500" ST	X-533-0000	3/8"	3/16"	3/16"
3/16"	20	PLAS	.005" to .150" PL	X-533-0000	3/8"	3/16"	3/16"

DAKOTA ULTRASONICS

1500 Green Hills Road, #107 Scotts Valley, CA 95066

Phone: (831) 431-9722 Fax: (831) 431-9723 www.dakotaultrasonics.com

Prices subject to change without notice: please call for an updated price list.

1/4"	20	E-E	.006" to .400" ST	X-241-0000	1/2"	1/4"	1/4"
1/4"	20	I-E	.060" to .750" ST	X-241-0000	1/2"	1/4"	1/4"
1/4"	20	I-E	.005" to .250" PL	X-241-0000	1/2"	1/4"	1/4"
1/4"	20	E-E	.040" to .100" ST	X-633-0000	3/8"	1/4"	1/4"
1/4"	20	I-E	.060" to .500" ST	X-633-0000	3/8"	1/4"	1/4"
1/4"	20	PLAS	.005" to .150" PL	X-633-0000	3/8"	1/4"	1/4"

Note: Ranges were determined using standard 4340 steel calibration standards, and common plastic samples. These ranges may vary according to material type differences and surface conditions.

Single Element Delay Line Pencil Transducers



Materials Used: *Aluminum, *Titanium, *Steels, *Thin Plastics

Diameter	MHz	Part #	Comments	Connector	Entry	Price \$
3/16"	10	T-481-4507	1/16" Tip	Microdot	Top	650.00
3/16"	10	T-681-4507	90° Right Angle	Microdot	Side	650.00
3/16"	15	T-581-5507	1/16" Tip	Microdot	Side	750.00

Note: Should be used in conjunction with and A-Scan gauge model for best accuracy.

PVX A/B SCOPE– Measurement Range

Note: Acrylic delay tips will measure plastics if the material velocity is different from that of acrylic. If the velocities are similar, a graphite tip will need to be used. Measurement ranges in plastics will vary depending on the type of plastic measured.

Diameter	MHz	Mode	Range (ST=Steel) (PL=Plastic)	Delay Tip Part #	Delay Tip Length	Delay Tip Diameter	Crystal Diameter
3/16"	10	E-E	.006" to .300" ST	X-532-0000	3/8"	1/16"	3/16"
3/16"	10	I-E	.010" to .400" ST	X-532-0000	3/8"	1/16"	3/16"
3/16"	10	E-E	.005" to .300" PL	X-152-0000	3/8"	1/16"	3/16"
3/16"	10	I-E	.005" to .300" PL	X-752-0000	3/8"	1/16"	3/16"
3/16"	10	E-E	.006" to .300" ST	X-532-0000	3/8"	1/8"	3/16"
3/16"	10	I-E	.010" to .500" ST	X-532-0000	3/8"	1/8"	3/16"

DAKOTA ULTRASONICS

1500 Green Hills Road, #107 Scotts Valley, CA 95066

Phone: (831) 431-9722 Fax: (831) 431-9723 www.dakotaultrasonics.com

Prices subject to change without notice: please call for an updated price list.

3/16"	10	E-E	.005" to .400" PL	X-152-0000	3/8"	1/8"	3/16"
3/16"	10	I-E	.005" to .400" PL	X-752-0000	3/8"	1/8"	3/16"
3/16"	15	E-E	.006" to .100" ST	X-532-0000	3/8"	1/16"	3/16"
3/16"	15	I-E	.008" to .250" ST	X-532-0000	3/8"	1/16"	3/16"
3/16"	15	E-E	.005" to .150" PL	X-152-0000	3/8"	1/16"	3/16"
3/16"	15	I-E	.005" to .250" PL	X-752-0000	3/8"	1/16"	3/16"
3/16"	15	E-E	.006" to .150" ST	X-532-0000	3/8"	1/8"	3/16"
3/16"	15	I-E	.006" to .400" ST	X-532-0000	3/8"	1/8"	3/16"
3/16"	15	E-E	.005" to .100" PL	X-152-0000	3/8"	1/8"	3/16"
3/16"	15	I-E	.005" to .150" PL	X-752-0000	3/8"	1/8"	3/16"

Note: Ranges were determined using standard 4340 steel calibration standards, and common plastic samples. These ranges may vary according to material type differences and surface conditions.

Single Element Contact Transducers - (cable not included)



Materials Used: *Aluminum, *Titanium, *Steels, *Plastics

Diameter	MHz	Part #	Comments	Connector	Entry	Price \$
1/8"	5	T-4903-2875		Microdot	Side	365.00
1/8"	5	T-5903-2875		Microdot	Top	365.00
1/8"	10	T-4903-4875		Microdot	Side	390.00
1/8"	10	T-5903-4875		Microdot	Top	390.00
1/4"	2.25	T-4023-1855		Microdot	Side	320.00
1/4"	2.25	T-5023-1855		Microdot	Top	320.00
1/4"	5	T-4023-2855		Microdot	Side	320.00
1/4"	5	T-5023-2855		Microdot	Top	320.00
1/4"	10	T-4023-4855		Microdot	Side	385.00
1/4"	10	T-5023-4855		Microdot	Top	385.00
1/2"	2.25	T-4043-1855		Microdot	Side	320.00
1/2"	2.25	T-5043-1855		Microdot	Top	320.00
1/2"	5	T-4043-2855		Microdot	Side	320.00
1/2"	5	T-5043-2855		Microdot	Top	320.00

PVX A/B SCOPE– Measurement Range

DAKOTA ULTRASONICS
1500 Green Hills Road, #107 Scotts Valley, CA 95066
Phone: (831) 431-9722 Fax: (831) 431-9723 www.dakotaultrasonics.com
Prices subject to change without notice: please call for an updated price list.

Note: Ranges were determined using standard 4340 steel calibration standards, and common plastic samples . These ranges may vary according to material type differences and surface conditions.

Diameter	MHz	Mode	Range (ST=Steel) (PL=Plastic)	Wearface Diameter	Crystal Diameter
1/8"	5	P-E	.040" to 3.0" ST	1/4"	1/8"
1/8"	5	E-E	.020" to 3.0" ST	1/4"	1/8"
1/8"	5	P-E	.020" to .500" PL	1/4"	1/8"
1/8"	10	P-E	.040" to 3.0" ST	1/4"	1/8"
1/8"	10	E-E	.010" to 3.0" ST	1/4"	1/8"
1/8"	10	P-E	.020" to .400" PL	1/4"	1/8"
1/4"	2.25	P-E	.050" to 3.0" ST	3/8"	1/4"
1/4"	2.25	E-E	.040" to 3.0" ST	3/8"	1/4"
1/4"	2.25	P-E	.040" to .650" PL	3/8"	1/4"
1/4"	5	P-E	.040" to 6.0" ST	3/8"	1/4"
1/4"	5	E-E	.020" to 3.0" ST	3/8"	1/4"
1/4"	5	P-E	.025" to .600" PL	3/8"	1/4"
1/4"	10	P-E	.025" to 6.0" ST	3/8"	1/4"
1/4"	10	E-E	.010" to 3.0" ST	3/8"	1/4"
1/4"	10	P-E	.020" to .500" PL	3/8"	1/4"
1/2"	2.25	P-E	.075" to 10.0" ST	5/8"	1/2"
1/2"	2.25	E-E	.100" to 3.0" ST	5/8"	1/2"
1/2"	2.25	P-E	.065" to .750" PL	5/8"	1/2"

Single Element Membrane Transducers - (UMX-2 Underwater)



Materials Used: *Aluminum, *Titanium, *Steels

Diameter	MHz	Part #	Comments	Connector	Entry	Price \$
1/2"	2.25	T-9441-1809	Underwater Membrane	Lemo UW	Top	550.00
1/2"	5	T-9441-2809	Underwater Membrane	Lemo UW	Top	550.00

UMX-2 (Measurement Range)

Note: Ranges were determined using standard 4340 steel calibration standards, and common plastic samples . These ranges may vary according to material type differences and surface conditions.

Diameter	MHz	Mode	Range (ST=Steel)	Wearface Diameter	Crystal Diameter
----------	-----	------	---------------------	----------------------	---------------------

DAKOTA ULTRASONICS

1500 Green Hills Road, #107 Scotts Valley, CA 95066


Phone: (831) 431-9722 Fax: (831) 431-9723 www.dakotaultrasonics.com

Prices subject to change without notice: please call for an updated price list.

1/2"	2.25	E-E-E	.075" to 10.0" ST	1.0"	1/2"
1/2"	5	E-E-E	.040" to 6.0" ST	1.0"	1/2"

Accessory Items

Instrument & Carrying Cases			
			
Part #	Description	Comments	Price \$
F-100-0004	DX-1 Nylon Instrument Case		55.00
F-101-0001	DX-2/DL Nylon Instrument Case		55.00
F-112-0005	MX & PX Series Nylon Case		55.00
F-149-0001	MVX, PVX, MMX-7 Instrument Case		75.00
F-206-0003	THOR Instrument Case		150.00
F-185-0012	UMX-2 Wrist Strap & Safety Cable		15.00
A-100-6002	Plastic Carrying Brief Case	Small Gauges	35.00
A-100-6003	Plastic Carrying Brief Case	Large Gauges	35.00

Transducer Cables				
				
	Lemo 00 M	Lemo 00 F	Microdot	BNC
Part #	Description	Comments	Price \$	
N-104-0020	4' Single Lemo 00 to Microdot	PX, PVX, CMX	65.00	
N-104-0070	4' Single Lemo 00 to BNC	PVX, CMX	60.00	
N-104-0000	4' Single Lemo 00 to Lemo 00	PVX, CMX	65.00	
N-104-2990	4' Single Lemo UW to Lemo UW	UMX-2	110.00	
N-104-0021	4' Dual Lemo to Microdot Single	MVX-Flaw Cable	85.00	
N-204-0020	4' Dual Lemo to Microdot	MVX, MMX, MX	100.00	
N-204-0000	4' Dual Lemo to Lemo	All M & C series	100.00	
N-204-1000	4' Dual Lemo to Lemo (Armored)	MVX, MMX, MX	150.00	
N-204-5020	4' Dual Lemo to Microdot	Armored	150.00	
N-204-4020	4' Dual Lemo to Microdot	Hi Temp Armored	150.00	
Custom	Underwater cables	MVX, MX	Call	

Couplant



Part #	Description	Comments	Price \$
V-000-0001	4 oz bottle		15.00
V-000-0003	12 oz bottle		25.00
V-000-0004	1 gallon		140.00
V-000-0002	2 oz tube (High Temp – 900F)		40.00
V-000-0007	Underwater Gasket Lubricant – 6g	UMX & UMX-2	2.50
A-185-0001	O-Ring kit (1-lubricant, 2-gaskets)	UMX-2	5.00

Calibration Blocks



Part #	Description	Mat'l Type	Price \$
X-000-0001	5 Step - .100" to .500"	4340 Steel	185.00
X-000-0002	4 Step - .250 to 1.0"	4340 Steel	185.00
Custom	5 Step - .100" to .500"	7075 Aluminum	185.00
Custom	4 Step - .250 to 1.0"	7075 Aluminum	185.00
Custom	5 Step - .100" to .500"	304 Stainless Steel	420.00
Custom	4 Step - .250 to 1.0"	304 Stainless Steel	420.00
Custom	5 Step - .100" to .500"	Titanium	470.00
Custom	4 Step - .250 to 1.0"	Titanium	470.00
X-000-0005	Carrying case	Wood	50.00
Custom	10 Step - .100" to 1.0"	1018 Steel	415.00
Custom	10 Step - .100" to 1.0"	7075 Aluminum	415.00
Custom	10 Step - .100" to 1.0"	304 Stainless Steel	830.00
Custom	10 Step - .100" to 1.0"	Titanium	1180.00
Custom	Carrying Case	Wood	115.00
Custom	4 Step Thin - .04" - .100"	1018 Steel	240.00
Custom	4 Step Thin - .04" - .100"	7075 Aluminum	240.00
Custom	4 Step Thin - .04" - .100"	304 Stainless Steel	415.00
Custom	4 Step Thin - .04" - .100"	Titanium	706.00
Custom	Carrying Case	Wood	50.00
Custom	10 Step Metric – 1 to 10 mm	1018 Steel	470.00
Custom	10 Step Metric – 1 to 10 mm	7075 Aluminum	470.00
Custom	10 Step Metric – 1 to 10 mm	304 Stainless Steel	945.00
Custom	10 Step Metric – 1 to 10 mm	Titanium	1180.00
Custom	Carrying Case	Wood	115.00

DAKOTA ULTRASONICS

1500 Green Hills Road, #107 Scotts Valley, CA 95066

Phone: (831) 431-9722 Fax: (831) 431-9723 www.dakotaultrasonics.com

Prices subject to change without notice: please call for an updated price list.

Custom	10 Step Metric – 2 to 20 mm	1018 Steel	470.00
Custom	10 Step Metric – 2 to 20 mm	7075 Aluminum	470.00
Custom	10 Step Metric – 2 to 20 mm	304 Stainless Steel	945.00
Custom	10 Step Metric – 2 to 20 mm	Titanium	1180.00
Custom	Carrying Case	Wood	115.00
Custom	10 Step Metric – 2.5 to 25 mm	1018 Steel	470.00
Custom	10 Step Metric – 2.5 to 25 mm	7075 Aluminum	470.00
Custom	10 Step Metric – 2.5 to 25 mm	304 Stainless Steel	945.00
Custom	10 Step Metric – 2.5 to 25 mm	Titanium	1180.00
Custom	Carrying Case	Wood	115.00
Custom	8 Step Metric – 1 to 8 mm	1018 Steel	415.00
Custom	8 Step Metric – 1 to 8 mm	7075 Aluminum	415.00
Custom	8 Step Metric – 1 to 8 mm	304 Stainless Steel	650.00
Custom	8 Step Metric – 1 to 8 mm	Titanium	825.00
Custom	Carrying Case	Wood	80.00

Delay Tips - Delay Line Transducer Accessories



Part #	Description	Comments	Price \$
X-231-0000	1/4" Dia. x 3/8" L Delay Tips	Acrylic	16.00
X-241-0000	1/4" Dia. x 1/2" L Delay Tips	Acrylic	16.00
X-132-0000	1/8" Cone Tip Delay Line	Acrylic	16.00
X-532-0000	3/16" Cone Tip Delay Line	Acrylic	16.00
X-633-0000	1/4" Graphite Tip Delay (plastics)	Graphite	40.00
X-533-0000	3/16" Graphite Cone Tip Delay Line	Graphite	45.00
X-152-0000	1/16" Dia. x .450 L Delay Tip (Pencil)	Acrylic	50.00
X-752-0000	1/8" Dia. x .450 L Delay Tip (Pencil)	Acrylic	50.00

Misc. Accessories



Part #	Description	Comments	Price \$
F-000-7001	Bell Shaped Spring Loaded Probe Holder (V-Block)	Std Can Style Probes Only	150.00
A-129-6003	6" Extension Wand for Single Element Microdot Transducers		195.00
F-000-7053	Replaceable Membrane Pack (Qty 5)		10.00

Data Cables

DAKOTA ULTRASONICS
1500 Green Hills Road, #107 Scotts Valley, CA 95066
Phone: (831) 431-9722 Fax: (831) 431-9723 www.dakotaultrasonics.com
Prices subject to change without notice: please call for an updated price list.

Part #	Description	Comments	Price \$
N-306-0010	6 foot RS232 (DB-9 to Lemo)		65.00
N-406-0350	6 foot RS232 (DB-9 M/F)	THOR only	20.00
N-402-0510	USB to Serial Adapter		25.00

Line Power Adapters			
Part #	Description	Comments	Price \$
N-006-0240	110 – 220 VAC to 12 VDC	THOR only	50.00
N-506-0060	Universal Power Cord	THOR only	10.00

Software & Data CD			
Part #	Description	Comments	Price \$
A-206-7001	DakView & Manuals (.pdf)	All gauges	30.00